

System Components





H 1 SO

Features & benefits


- Anti-kink springs on both sides
- 4:1 safety ratio

Available on request


- Different lengths
- Other colour

Hydraulic Hoses - Single Hoses


model	H 1 SO	H 2 SO	H 3 SO	H 4 SO	H 5 SO	H 6 SO
art no	100.571.101	100.571.102	100.571.103	100.571.104	100.571.105	100.571.106
max. working pressure bar/Mpa	720 / 72	720 / 72	720 / 72	720 / 72	720 / 72	720 / 72
color	orange	orange	orange	orange	orange	orange
hose connection A	3/8" NPT male	3/8" NPT male	3/8" NPT male	3/8" NPT male	3/8" NPT male	3/8" NPT male
hose connection B	3/8" NPT male	3/8" NPT male	3/8" NPT male	3/8" NPT male	3/8" NPT male	3/8" NPT male
length m	1	2	3	4	5	6

Hydraulic Hoses - Single Hoses


model	H 8 SO	H 10 SO	H 15 SO	H 20 SO
art no	100.571.108	100.571.110	100.571.115	100.571.120
max. working pressure bar/Mpa	720 / 72	720 / 72	720 / 72	720 / 72
color	orange	orange	orange	orange
hose connection A	3/8" NPT male	3/8" NPT male	3/8" NPT male	3/8" NPT male
hose connection B	3/8" NPT male	3/8" NPT male	3/8" NPT male	3/8" NPT male
length m	8	10	15	20



H 1 SOU

Features & benefits


- Anti-kink springs on both sides
- 4:1 safety ratio

Available on request


- Different lengths
- Other colour

Hydraulic Hoses - Standard Hoses


model	H 1 SOU	H 2 SOU	H 3 SOU	H 4 SOU	H 5 SOU	H 6 SOU
art no	100.572.101	100.572.102	100.572.103	100.572.104	100.572.105	100.572.106
max. working pressure bar/Mpa	720 / 72	720 / 72	720 / 72	720 / 72	720 / 72	720 / 72
color	orange	orange	orange	orange	orange	orange
hose connection A	3/8" NPT male	3/8" NPT male	3/8" NPT male	3/8" NPT male	3/8" NPT male	3/8" NPT male
hose connection B	A 119	A 119	A 119	A 119	A 119	A 119
length m	1	2	3	4	5	6

Hydraulic Hoses - Standard Hoses


model	H 8 SOU	H 10 SOU	H 15 SOU	H 20 SOU
art no	100.572.108	100.572.110	100.572.115	100.572.120
max. working pressure bar/Mpa	720 / 72	720 / 72	720 / 72	720 / 72
color	orange	orange	orange	orange
hose connection A	3/8" NPT male	3/8" NPT male	3/8" NPT male	3/8" NPT male
hose connection B	A 119	A 119	A 119	A 119
length m	8	10	15	20



VL 1 SOU

Features & benefits


- Anti-kink springs on both sides
- 4:1 safety ratio





Available on request


- Different lengths
- Other colour

Hydraulic Hoses - Extension Hoses






model	VL 1 SOU	VL 2 SOU	VL 5 SOU	VL 10 SOU	VL 15 SOU	VL 20 SOU
art no	100.572.301	100.572.302	100.572.305	100.572.310	100.572.315	100.572.320
max. working pressure bar/Mpa	720 / 72	720 / 72	720 / 72	720 / 72	720 / 72	720 / 72
color	orange	orange	orange	orange	orange	orange
hose connection A	A 119	A 119	A 119	A 119	A 119	A 119
hose connection B	A 118	A 118	A 118	A 118	A 118	A 118
length m	1	2	5	10	15	20

Couplers


image	description	model	art no
	High Flow Coupler, female, including steel dust cap • Connection: 3/8" NPT, male • Fits: A 119	A 118	100.181.118
	High Flow Coupler, male, including steel dust cap • Connection: 3/8" NPT, female • Fits: A 118, A 134 N and A 418	A 119	100.181.119
	High Flow Coupler, female, like A 118, with built-in pressure relief Valve • Adjusted to ca. 750 Bars • Connection: 3/8" NPT, male • Fits: A 119	A 418	100.181.418
	High flow coupler, female, like A 118, with built-in-non-return valve • Suitable for hose rupture security • Not to be used with double-acting systems • Connection: 3/8" NPT, male • Fits: A 119	A 134 N	100.181.434
	High Flow Coupler, female, including dust cap • Connection: 3/8" NPT, male • Fits: A 119 SS • This coupler cannot be assembled on aluminium parts because of contact corrosion!	A 118 SS	100.002.499
	High Flow Coupler, male, including dust cap • Connection: 3/8" NPT, female • Fits: A 118 SS • This coupler cannot be assembled on aluminium parts because of contact corrosion!	A 119 SS	100.002.500
	Loose steel dust cap • With fixing thread • Fits: A 118	A 118 SK	100.181.828
	Loose steel dust cap • With fixing thread • Fits: A 119	A 119 SK	100.181.829

Couplers



image	description	model	art no
	Loose dust cap • With fixing thread • Fits: A 118 SS	A 118 SK SS	100.002.503
	Loose dust cap • With fixing thread • Fits: A 119 SS	A 119 SK SS	100.002.504
	Relief valve • For reducing any remnant pressure • Suitable for: A 118	A 118	100.181.840
	Relief valve • For reducing any remnant pressure • Suitable for: A 119	A 119	100.181.841

Pressure Gauges - Scale Division In Bars


image	description	model	art no
	Universal pressure gauge <ul style="list-style-type: none"> • 0 - 720 bars • Pointer damped with glycerine • Stainless steel • Housing Ø 100 mm • Connection: ½" NPT male 	A 500	100.582.500
	Rubber protection cover <ul style="list-style-type: none"> • Suitable for Ø 100 mm pressure gauges 	-	350.581.160
	Pressure gauge <ul style="list-style-type: none"> • 0 - 720 bars • Pointer damped with glycerine • Stainless steel • Housing Ø 60 mm • Connection: ¼" NPT male 	A 150	100.581.036
	Rubber protection cover <ul style="list-style-type: none"> • Suitable for Ø 60 mm pressure gauges 	-	350.581.152
	Pressure gauge digital <ul style="list-style-type: none"> • 0 - 720 Bars • Peak pressure memory • Connection: ¼" BSP male 	-	150.581.091



A 501

Features & benefits


- Pointer damped with glycerine
- Stainless steel
- Housing Ø 100 mm
- Connection: 1/2" NPT male



Pressure Gauges - Scale Division In Ton


model		A 501	A 502	A 503	A 504	A 505	A 506
art no		100.582.501	100.582.502	100.582.503	100.582.504	100.582.505	100.582.506
1st scale range	t	5	25	52	105	210	509
2nd scale range	t	11	33	77	160	305	382
3rd scale range	t	21	51				
1st scale division per mark	kg	100.0	500.0	1000.0	2000.0	5000.0	10000.0
2nd scale division per mark	kg	200.0	500.0	1000.0	2000.0	5000.0	10000.0
3rd scale division per mark	kg	500.0	1000.0				
connection		1/2" NPT male	1/2" NPT male	1/2" NPT male	1/2" NPT male	1/2" NPT male	1/2" NPT male
material		stainless steel	stainless steel	stainless steel	stainless steel	stainless steel	stainless steel
housing diameter	mm	100	100	100	100	100	100

Pressure Gauges - Scale Division In Ton


model		A 507	A 508	A 509	A 510
art no		100.582.507	100.582.508	100.582.509	100.582.510
1st scale range	t	6	30	63	12
2nd scale range	t	12	47	104	31
3rd scale range	t	23	63		63
4th scale range	t		113		98
1st scale division per mark	kg	100.0	500.0	1000.0	200.0
2nd scale division per mark	kg	200.0	1000.0	2000.0	500.0
3rd scale division per mark	kg	500.0	1000.0		2000.0
4th scale division per mark	kg		2000.0		2000.0
connection		1/2" NPT male	1/2" NPT male	1/2" NPT male	1/2" NPT male
material		stainless steel	stainless steel	stainless steel	stainless steel
housing diameter	mm	100	100	100	100

Pressure Gauges - Pressure Gauge Adaptors


image	description	model	art no
	Pressure Gauge connecting block for hand and vari pumps <ul style="list-style-type: none"> • Suitable for single-acting hand pumps and single-acting control Valve M 311 • Provided with: 1 x 3/8" NPT female, 1 x 3/8" NPT male and 1/2" NPT female for pressure gauge • Pressure Gauge can be placed in an angle of 45° using Elbow, art no 100.581.240 	A 108	100.181.108
	Pressure Gauge connecting block for vari pumps <ul style="list-style-type: none"> • Suitable for double-acting control valves M 322, M 323, M 324 and M 325 • Supplies pressure to port A or B, dependent on which is highest • Provided with: 1 x 1/2" NPT female 	M 308	100.182.308

Pressure Gauges - Pressure Gauge Sets


image	description	model	art no
	Pressure gauge set PA 04/09 pump <ul style="list-style-type: none"> • 0-720 bars • Pointer damped with glycerine • Stainless steel • Housing Ø 63 mm • Including rubber protection cover • Connection: 1/4" NPT male 	-	100.182.213
	Pressure gauge set PA *8 pumps <ul style="list-style-type: none"> • 0-720 bars • Pointer damped with glycerine • Stainless steel • Housing Ø 63 mm • Including rubber protection cover • Connection: 1/4" NPT male 	-	100.182.214
	Pressure gauge set PA pumps <ul style="list-style-type: none"> • 0-720 bars • Pointer damped with glycerine • Stainless steel • Housing Ø 100 mm • Including rubber protection cover • Connection: 1x 3/8" NPT female and 1x 3/8" NPT male 	-	100.182.215
	Pressure gauge set VM 43 L valve <ul style="list-style-type: none"> • 0-720 bars • Pointer damped with glycerine • Stainless steel • Housing Ø 63 mm • Including rubber protection cover • Connection: 1/4" NPT male 	-	100.182.216
	Plug-in type gauge set <ul style="list-style-type: none"> • 0-720 bars • Connection: couplers A 118 - A 119 	A 111 U	100.582.111


Features & benefits


- Excellent control over your load; extremely accurate regulation of oil flow under high pressure
- Safe; stable construction
- Ergonomic
 - Regulator valves with comfortable rotary knobs
 - Pressure gauges that are easy to read
 - Installation on vari pump is possible for comfortable working position
 - Carry-handle positioned above centre of gravity

Available on request


- Can be mounted on the protection frame of the Vari pumps

Hydraulic Hoses
 Couplers
 Pressure Gauges

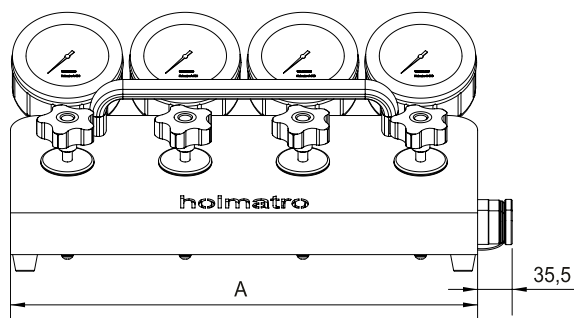
page 166
 page 169
 page 171

Valve Blocks 'FlowPanel' - Single-acting


model	HMS 2 A	HMS 2 B	HMS 2 C	HMS 4 A	HMS 4 B	HMS 4 C
art no	100.172.048	100.172.049	100.172.050	100.172.045	100.172.046	100.172.047
number of outlet ports	2	2	2	4	4	4
couplers		yes	yes		yes	yes
pressure gauge			yes			yes
weight, ready for use	kg 6.2	7.1	9.0	12.5	13.9	17.8

Valve Blocks 'FlowPanel' - Single-acting (dimensions)


model	HMS 2 A	HMS 2 B	HMS 2 C	HMS 4 A	HMS 4 B	HMS 4 C
dimension A	mm 238	238	238	480	480	480





Features & benefits



- Excellent control over your load; extremely accurate regulation of oil flow under high pressure
- Safe; stable construction
- Ergonomic
 - Regulator valves with comfortable rotary knobs
 - Pressure gauges that are easy to read
 - Installation on vari pump is possible for comfortable working position
 - Carry-handle positioned above centre of gravity

Available on request



- Can be mounted on the protection frame of the Vari pumps

Hydraulic Hoses
Couplers
Pressure Gauges

page 166
page 169
page 171

Valve Blocks 'FlowPanel' - Single-acting

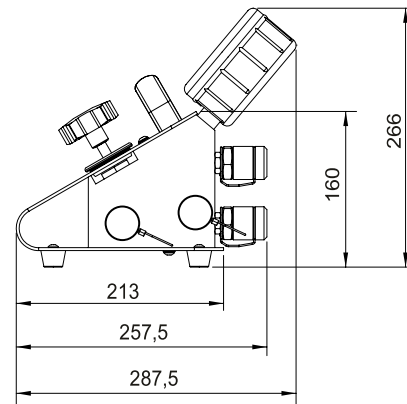
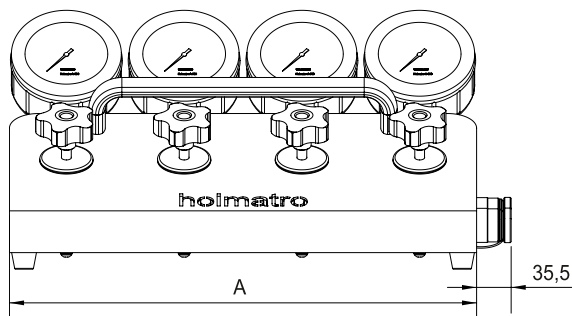


model	HMS 6 A	HMS 6 B	HMS 6 C
art no	100.172.052	100.172.053	100.172.054
number of outlet ports	6	6	6
couplers		yes	yes
pressure gauge			yes
weight, ready for use	kg 18.5	20.5	26.6

Valve Blocks 'FlowPanel' - Single-acting (dimensions)



model	HMS 6 A	HMS 6 B	HMS 6 C
dimension A	mm 722	722	722




Features & benefits


- Excellent control over your load; extremely accurate regulation of oil flow under high pressure
- Safe; stable construction
- Ergonomic
 - Regulator valves with comfortable rotary knobs
 - Pressure gauges that are easy to read
 - Installation on vari pump is possible for comfortable working position
 - Carry-handle positioned above centre of gravity

Available on request


- Can be mounted on the protection frame of the Vari pumps

Hydraulic Hoses
 Couplers
 Pressure Gauges

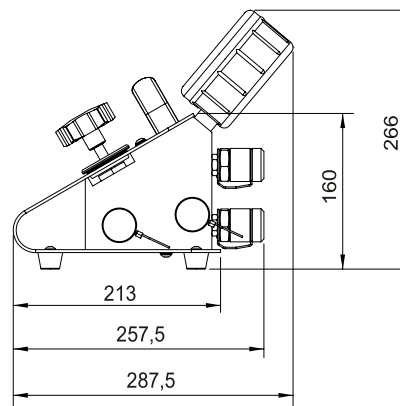
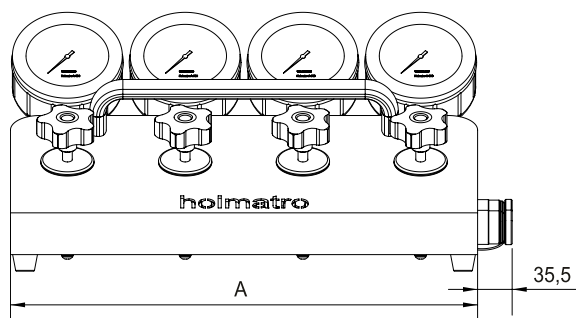
page 166
 page 169
 page 171

Valve Blocks 'FlowPanel' - Double-acting


model	HMD 2 A	HMD 2 B	HMD 2 C	HMD 4 A	HMD 4 B	HMD 4 C
art no	100.172.042	100.172.043	100.172.044	100.172.039	100.172.040	100.172.041
number of outlet ports	2	2	2	4	4	4
couplers		yes	yes		yes	yes
pressure gauge			yes			yes
weight, ready for use	kg 7.2	8.1	10.0	14.2	15.6	19.7

Valve Blocks 'FlowPanel' - Double-acting (dimensions)


model	HMD 2 A	HMD 2 B	HMD 2 C	HMD 4 A	HMD 4 B	HMD 4 C
dimension A	mm 238	238	238	480	480	480




Features & benefits


- Excellent control over your load; extremely accurate regulation of oil flow under high pressure
- Safe; stable construction
- Ergonomic
 - Regulator valves with comfortable rotary knobs
 - Pressure gauges that are easy to read
 - Installation on vari pump is possible for comfortable working position
 - Carry-handle positioned above centre of gravity

Available on request


- Can be mounted on the protection frame of the Vari pumps

Hydraulic Hoses
 Couplers
 Pressure Gauges

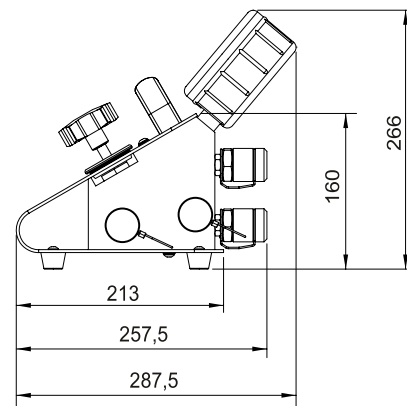
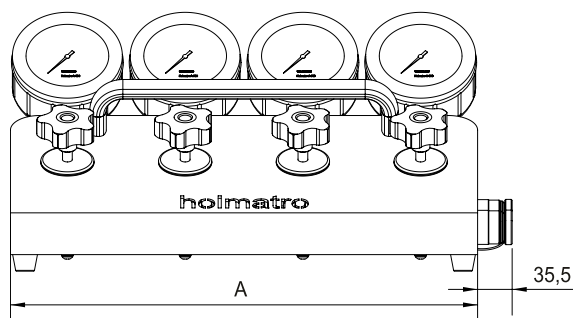
page 166
 page 169
 page 171

Valve Blocks 'FlowPanel' - Double-acting


model	HMD 6 A	HMD 6 B	HMD 6 C
art no	100.172.055	100.172.056	100.172.057
number of outlet ports	6	6	6
couplers		yes	yes
pressure gauge			yes
weight, ready for use	kg 21.0	23.0	29.1

Valve Blocks 'FlowPanel' - Double-acting (dimensions)










model	HMD 6 A	HMD 6 B	HMD 6 C
dimension A	mm 722	722	722











Valves


image	hydraulic diagram	description	model	art no
		Needle valve A 109 N <ul style="list-style-type: none"> For accurate control of the oil flow, also under maximum pressure Connection: 3/8" NPT female (2x) 	A 109 N	100.581.609
		Ball valve <ul style="list-style-type: none"> Very suitable for quick shut-off valve (open-close) Can be operated under maximum pressure Connection: 3/8" NPT female (2x) 	A 195	100.581.200
		Needle valve A 130 <ul style="list-style-type: none"> For accurate control of the oil flow, also under maximum pressure Connection: 3/8" NPT male and 3/8" NPT female 	A 130	100.181.130
		Breaking safety (load security) valve <ul style="list-style-type: none"> Protects against sudden pressure drop in the supply pipe, for example in case of hose rupture To be mounted between pump and cylinder as close to the cylinder as possible Provided with pressure relief valve, set at 830 bars While pumping: valve closed, safety valve active For relief: open valve, safety valve not active Connection: 3/8" NPT female and 3/8" NPT male 	A 110	100.181.110
		High flow coupler, female, like A 118, with built-in non-return valve <ul style="list-style-type: none"> Suitable for hose rupture security Not to be used with double-acting systems Connection: 3/8" NPT, male Fits: A 119 	A 134 N	100.181.434
		Non-Return Valve <ul style="list-style-type: none"> Spring-loaded Connection: 3/8" NPT male (2x) 	A 209	100.581.209
		Pressure relief valve <ul style="list-style-type: none"> Set to 750 bars Connection: 1x 3/8" NPT female and 1x 3/8" NPT male 	A 135	100.181.135

Accessories Hydraulics




image	description	model	art no
	45° elbow with 1x 1/2" NPT female and 1x 1/2" NPT male	-	100.581.240
	Adjustable pin key, complete with 4 pairs of exchangeable pins	-	100.581.132
	Cross piece with 4x 3/8" NPT female	-	100.581.139
	T-piece with 3x 3/8" NPT female	-	100.001.010
	Y-piece with 3x 3/8" NPT female	-	100.182.104
	Swivel connector with 1x 3/8" NPT male and 3/8" NPT female	-	100.581.115
	90° Elbow with 1x 3/8" NPT female and 1x 3/8" NPT male	-	100.581.113
	90° Elbow with 2x 3/8" NPT male	-	100.581.213

Accessories Hydraulics


image	description	model	art no
	45° Elbow with 1x 3/8" NPT female and 1x 3/8" NPT male	-	100.581.114
	90° bend with 1x 1/4" BSP female swivel Nut and 1x 1/4" BSP male	-	150.581.219
	Straight tube connector for 12 mm tube with 3/8" NPT male	-	100.581.136
	90° pipe connector for 12 mm tube with 3/8" NPT male	-	100.581.137
	Plug with 3/8" NPT	-	100.581.105
	Sealing ring for M12	-	190.593.275
	Sealing ring for 1/4" BSP	-	150.581.230
	Sealing ring for M14	-	190.593.075







Accessories Hydraulics








image	description	model	art no
	Sealing ring for M18	-	100.581.158
	Manifold with 5 interconnected ports with 3/8" NPT female	A 125	100.181.125

Assembly


image	technical drawing	description	thread A	thread B	art no
		Connection socket	1/4" NPT	1/4" NPT	100.581.238
		Connection socket	1/4" NPT	1/4" BSP	150.581.228
		Connection socket	1/4" BSP	M18 x 1.5	100.181.227
		Connection socket	3/8" NPT	3/8" NPT	100.581.102
		Connection socket	3/8"NPT	M18 x 1.5	100.181.228
		Reducing bushing	1/4" NPT	3/8" NPT	100.581.128
		Reducing bushing	3/8" NPT	1/2" NPT	100.581.103
		Reducing bushing	3/8" NPT	3/4" NPT	100.581.133
		Reducing bushing	1/8" BSP	1/2" BSP	150.581.085
		Nipple	1/8" NPT	3/8" NPT	110.013.004
		Nipple	1/4" NPT	1/4" BSP	150.581.227
		Nipple	1/4" NPT	M14 x 1.5	100.581.226
		Nipple	1/4" BSP	M12 x 1.75	110.013.044
		Nipple	1/4" BSP	M14 x 1.5	100.581.211
		Nipple	1/4" BSP	M14 x 2	100.181.156
		Nipple	1/4" BSP	1/4" BSP	150.581.216
		Nipple	1/4" BSP	3/8" NPT	150.581.218
		Nipple	3/8" NPT	3/8" NPT	100.581.101
		Nipple	3/8" NPT	M14 x 2	100.181.151
		Nipple	1/2" BSP	1/2" NPT	150.581.088
		Nipple	1/4" BSP	M10 x 1	110.013.005
		Nipple	1/4" NPT	3/8" NPT	150.581.244
		Nipple	1/2" BSP	3/8"NPT	150.581.087
		Nipple	1/4" NPT	1/4" NPT	100.581.239
		Connector	1/4" BSP	1/4" NPT	100.181.223
		Connector	1/4" BSP	3/8" BSP	100.581.235
		Connector	1/4" BSP	M14 x 2	100.181.159
		Connector	1/4" BSP	M14 x 2	150.581.217
		Connector	3/8" NPT	1/4" NPT	100.581.107
		Connector	3/8" NPT	M14 x 2	100.181.153
		Connector	1/2" NPT	3/8" NPT	100.581.104
		Connector	M14 x 1.5	3/8" NPT	100.181.129
		Connector	M14 X 1.5	1/4" BSP	150.581.058
		Connector	M18 x 1.5	3/8" NPT	100.181.154
		Connector	M18 x 1.5	1/4" BSP	100.181.157
		Connector	1/4" NPT	M10 x 1	100.181.047
		Connector	1/4" BSP	3/8" NPT	150.000.398

Oils				↓
image	description	model	art no	
	Hydraulic oil ECO Power, DIN 51524.3 HVLP, bottle 1 litre <ul style="list-style-type: none"> Fully mineral oil Optimum lubricating properties Excellent protection against wear and corrosion Up to 3x longer service life than the leading hydraulic oils Standard oil for all Holmatro motor pumps 	ISO VG 36 - 1L	180.000.857	
	Hydraulic oil ECO Power, DIN 51524.3 HVLP, bottle 5 litres <ul style="list-style-type: none"> Fully mineral oil Optimum lubricating properties Excellent protection against wear and corrosion Up to 3x longer service life than the leading hydraulic oils Standard oil for all Holmatro motor pumps 	ISO VG 36 - 5L	180.000.815	
	Hydraulic oil ECO Power, DIN 51524.3 HVLP, drum 60 litres <ul style="list-style-type: none"> Fully mineral oil Optimum lubricating properties Excellent protection against wear and corrosion Up to 3x longer service life than the leading hydraulic oils Standard oil for all Holmatro motor pumps 	ISO VG 36 - 60L	130.103.025	
	Hydraulic oil ECO Power, DIN 51524.3 HVLP, bottle 1 litre <ul style="list-style-type: none"> Fully mineral oil Optimum lubricating properties Excellent protection against wear and corrosion Up to 3x longer service life than the leading hydraulic oils Standard oil for all Holmatro tools and hand pumps 	ISO VG 15 - 1L	100.581.051	
	Hydraulic oil ECO Power, DIN 51524.3 HVLP, bottle of 5 litres <ul style="list-style-type: none"> Fully mineral oil Optimum lubricating properties Excellent protection against wear and corrosion Up to 3x longer service life than the leading hydraulic oils Standard oil for all Holmatro tools and hand pumps 	ISO VG 15 - 5L	100.581.055	
	Motor oil, API SJ/CH-4, bottle 0.6 litre <ul style="list-style-type: none"> Very good detergent and dispersant Optimum protection against wear, corrosion and foam High and stable viscosity Low sulphate ash content 	10 W 30	150.581.103	

Lubricants


image	description	model	art no
	Molykote® grease paste <ul style="list-style-type: none"> • For mounting and lapping of metal parts • Tube 100 g 	-	100.581.081
	High-quality Molykote® grease <ul style="list-style-type: none"> • For metal / metal combinations at slow to fast movements with medium to heavy load • Cartridge 400 g 	-	100.581.082
	Brake cleaner (degreasant) Motip® <ul style="list-style-type: none"> • For cleaning and pre-treatment of surfaces • Spray can 500 ml 	-	170.000.252
	Teflon lubricating oil Sir John® <ul style="list-style-type: none"> • High-quality lubricant and maintenance oil • Spray can 400 ml 	-	150.581.095
	Anti-friction coating Bel Ray® <ul style="list-style-type: none"> • Dry spray coating for protection under dusty, dirty and abrasive conditions • Spray can 400 ml 	-	150.581.093